


Lupa Password

Berikut ini adalah langkah untuk reset password login ke sistem E-DMS

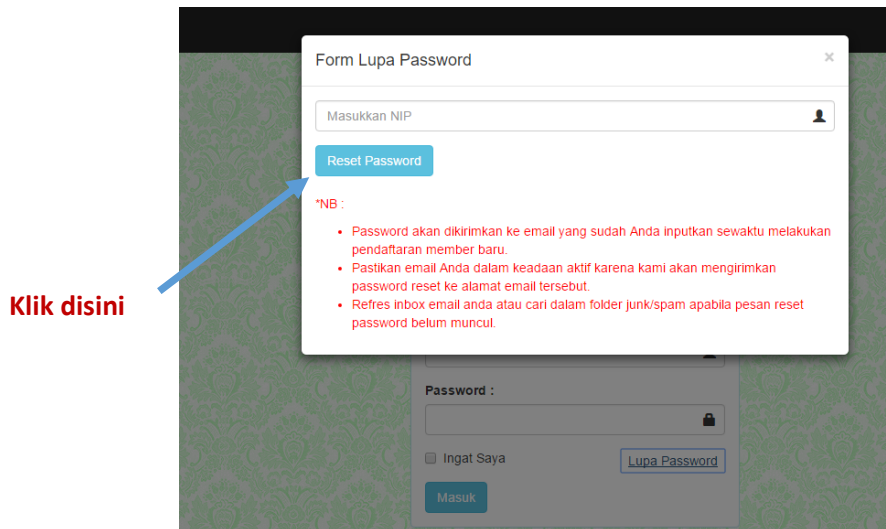
1. Di halaman login klik tombol **Lupa Password**, seperti yang terlihat pada gambar berikut ini :



The screenshot shows the login interface for the E-DMS system. At the top center is the official logo of Kabupaten Terbanggi Besar, featuring a shield with a star, a lighthouse, and a banner that reads 'KABUPATEN TERBANGGI BESAR'. Below the logo are two input fields: 'NIP :' and 'Password :'. The 'NIP' field has a person icon on the right, and the 'Password' field has a lock icon. Below the 'Password' field is a checkbox labeled 'Ingat Saya' and a link labeled 'Lupa Password'. A blue arrow points from the text 'Klik disini' to the 'Lupa Password' link. At the bottom left is a blue button labeled 'Masuk'.

Gambar 1. Tampilan awal

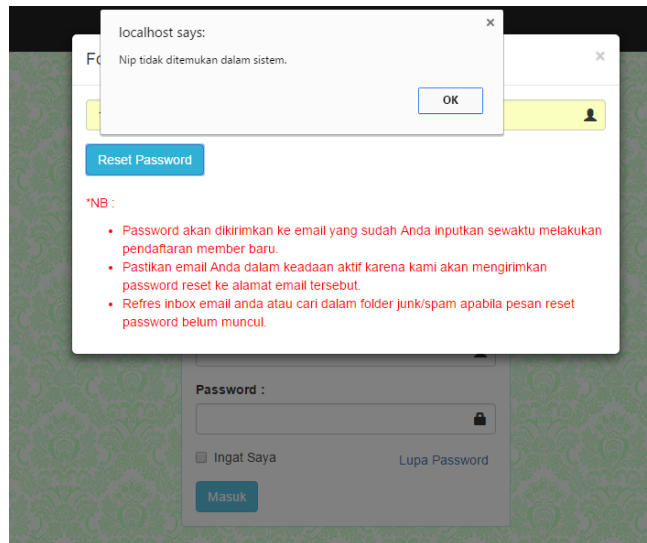
2. Setelah muncul kotak dialog, masukkan nip Anda lalu klik tombol **Reset Password**.



The screenshot shows a modal dialog box titled 'Form Lupa Password'. It contains an input field labeled 'Masukkan NIP' with a person icon on the right. Below the input field is a blue button labeled 'Reset Password'. Underneath the button, there is a section labeled '*NB :' followed by three bullet points in red text: 'Password akan dikirimkan ke email yang sudah Anda inputkan sewaktu melakukan pendaftaran member baru.', 'Pastikan email Anda dalam keadaan aktif karena kami akan mengirimkan password reset ke alamat email tersebut.', and 'Refres inbox email anda atau cari dalam folder junk/spam apabila pesan reset password belum muncul.'. A blue arrow points from the text 'Klik disini' to the 'Reset Password' button. The background of the dialog is semi-transparent, showing the login form from the previous image.

Gambar 2. Dialog Lupa Password

3. Sistem akan mendeteksi apakah Anda sudah terdaftar pada sistem atau belum. Apabila Anda belum terdaftar akan muncul pesan seperti berikut :



Gambar 3. Pesan Sistem